



Mercedes-Benz

THE G-CLASS 2010 REFERENCE GUIDE

G550 | G55 AMG

2010 G-CLASS | MODEL RANGE & MODEL YEAR HIGHLIGHTS

MODEL	G550	G55 AMG
BAUMUSTER	463.237	463.271
RELEASE DATE	4TH QUARTER 2009	4TH QUARTER 2009
MSRP ¹	\$104,000	\$122,700



Interior ambient lighting

MODEL YEAR HIGHLIGHTS

DESIGN

- All-steel body with ladder-frame construction
- New E-Class (BR212) front seats **new**
- Chrome grille from G55 AMG standard on G550 **new**
- Interior ambient lighting **new**
- Palladium Silver replaces Pewter **new**
- Spare wheel cover receives 3D Mercedes-Benz star **new**
- Addition of interior chrome elements **new**
- Dashboard lined in premium leather **new**
- Stainless steel running boards

COMFORT & CONVENIENCE

- Dual-zone automatic climate control
- Bluetooth connectivity for hands-free calling
- COMAND system with hard-drive navigation
- iPod/MP3 media interface (in glovebox)
- In-dash 6-disc DVD/CD changer
- SIRIUS® Satellite Radio with SIRIUS real-time traffic service
- AMG Premium leather, multicontour, front heated seats with ventilation
- harman/kardon LOGIC7® surround-sound system with Dolby® Digital 5.1
- Memory Package for driver seat, power steering column and exterior mirrors; memory passenger seat
- Heated wood/leather multifunction steering wheel
- Enhanced voice control for audio, telephone and navigation
- Electric sliding/tilting sunroof

PERFORMANCE

- Available engines:
 - G550: 5.5L — 382 hp, 391 lb-ft of torque
 - G55 AMG: 5.5L — 500 hp supercharged V8, 516 lb-ft of torque
- 4MATIC permanent All-Wheel Drive with limited slip differential
- Synchronized transfer case with locking differentials for the front and rear axles
- Three electrically engaged, 100 percent differential locks
- Enhanced exhaust sound standard on G550 **new**
- 7-speed automatic transmission standard on G550
- AMG 5-speed automatic transmission standard on G55 AMG

SAFETY

- Rear park assist
- Front airbags and window curtain airbags
- High seating position
- ESP^{®2}, ABS, BAS³, 4-ETS including automatic brake control for downhill gradients
- Bi-Xenon headlamps
- Fog lamps with integral cornering light function
- Reversing camera
- Tire Pressure Monitoring System
- Tele Aid

¹ MSRP excludes destination and delivery charge of \$875. ² No system, regardless of how advanced, can overcome the laws of physics or correct careless driving. Please always wear your seat belt. Performance is limited by available traction, which snow, ice and other conditions can affect. Always drive carefully, consistent with conditions. Best performance in snow is obtained with winter tires. ³ Braking effectiveness also depends on proper brake system maintenance, and tire and road conditions.

2010 G-CLASS | VEHICLE SPECIFICATIONS/TECHNICAL DATA

MODEL		G550	G55 AMG
ENGINE	CONFIGURATION	5.5L V8	5.5L supercharged V8
	HORSEPOWER	382 hp @ 6,000 rpm	500 hp @ 6,100 rpm
	TORQUE	391 lb-ft @ 2,800-4,800 rpm	516 lb-ft @ 2,750-4,000 rpm
	DISPLACEMENT	5,461 cc	5,439 cc
DRIVETRAIN	TRANSMISSION	7-speed automatic	5-speed automatic
	DRIVE CONFIGURATION	AWD	AWD
TRACTION/STABILITY	ELECTRONIC STABILITY PROGRAM (ESP®)	ESP® compares the driver's intended course, via steering and braking inputs, to the vehicle's response, via lateral acceleration, rotation (yaw) and individual wheel speeds. ESP® then brakes individual front or rear wheels and/or reduces excess engine power as needed to help correct understeer (plowing) or oversteer (fishtailing). ESP® also integrates all-speed traction control, which senses drive-wheel slip under acceleration and individually brakes the slipping wheel or wheels, and/or reduces excess engine power, until control is regained. ²	
	4-WHEEL ELECTRONIC TRACTION SYSTEM (4-ETS)	4-ETS monitors the speed of all four wheels to detect wheel slip, then applies individual brakes as needed (to provide the effect of locking the front, rear and/or center differentials) and/or reduces excess engine power. 4-ETS continually balances the torque split to help ensure that power is permitted to flow to the wheel or wheels with traction. ²	
PERFORMANCE	ACCELERATION (0-60 MPH) ⁴	6.0 sec.	5.4 sec.
	FUEL ECONOMY (CITY ⁵ /HIGHWAY ESTIMATE ⁶)	11 mpg/ 15 mpg	11 mpg/ 15 mpg
	TOWING CAPACITY ⁷ (CLASS II)	3,500 lbs.	3,500 lbs.
	TURNING CIRCLE	43.5 ft.	43.5 ft.
WHEELS/TIRES	STANDARD WHEELS	18" twin 5-spoke	19" AMG 5-spoke
	STANDARD TIRES	265/60 R18 all-season (M+S)	275/55 R19 all-season (M+S)
BRAKES	BRAKING SYSTEM	Dual-circuit hydraulic braking system	
	ANTI-LOCK BRAKING SYSTEM (ABS)	ABS senses impending wheel lockup under heavy braking and pumps the front brakes individually or the rear brakes together (to help maintain stability) as needed up to 30 times per second, to prevent lockup and maintain steering ability.	
	BRAKE ASSIST (BAS)	BAS senses emergency braking via the speed at which the driver presses the brake pedal and immediately applies maximum available power boost, potentially reducing the overall stopping distance by eliminating the delay caused by a common human tendency not to brake hard enough, soon enough. Letting up on the brake pedal releases Brake Assist. ³	
EXTERIOR DIMENSIONS	WHEELBASE	112.2 in.	112.2 in.
	OVERALL LENGTH/HEIGHT/WIDTH ⁸	184.5 in. (including spare tire and brush guard)/76.0 in./71.8 in. (with mirrors folded in)/79.0 in. (with mirrors folded out)	184.5 in. (including spare tire and brush guard)/76.0 in./73.1 in. (with mirrors folded in)/79.0 in. (with mirrors folded out)
	CURB WEIGHT	5,622 lbs.	5,633 lbs.
INTERIOR DIMENSIONS	HEADROOM FRONT/REAR	42.2 in./40.0 in.	42.2 in./40.0 in.
	LEGROOM FRONT/REAR	52.5 in./41.9 in.	52.5 in./41.9 in.
	SHOULDER ROOM FRONT/REAR	TBD	TBD
	CARGO VOLUME ⁹ BEHIND 1ST ROW/BEHIND 2ND ROW	79.5 cu. ft./45.2 cu. ft.	79.5 cu. ft./45.2 cu. ft.
CAPACITY	FUEL TANK	25.4/5.3 gallons	25.4/5.3 gallons

2 No system, regardless of how advanced, can overcome the laws of physics or correct careless driving. Please always wear your seat belt. Performance is limited by available traction, which snow, ice and other conditions can affect. Always drive carefully, consistent with conditions. Best performance in snow is obtained with winter tires. 3 Braking effectiveness also depends on proper brake system maintenance, and tire and road conditions. 4 Stated rates of acceleration are based upon manufacturer's track results and may vary depending upon model, environmental and road surface conditions, driving style, elevation and vehicle load. 5 2009 EPA estimated fuel economy. Compare the estimated mpg to the estimated mpg of other vehicles. You may get different mileage depending on how fast you drive, weather conditions and trip length. 6 Your actual highway mileage will probably be less than the highway estimate. 7 With trailer hitch kit and trailer brakes. Please read Operator's Manual before towing. 8 Width with mirrors folded out. 9 Unsecured cargo can become hazardous in a collision. Always secure cargo using the floor-mounted tie-downs.

2010 G550

MSRP: 104,000¹

SPECIFICATIONS

Engine	5.5L DOHC 32-VALVE V8
Power	382 HP @ 6,000 RPM
Torque	391 LB-FT @ 2,800-4,800 RPM
Transmission	7-SPEED AUTOMATIC
Acceleration	0-60 MPH: 6.0 SECONDS ⁴
Wheels	18" TWIN 5-SPOKE ALLOY

STANDARD EQUIPMENT HIGHLIGHTS

- harman/kardon LOGIC7® surround-sound system with Dolby® Digital 5.1
- Electric sliding/tilting sunroof
- Heated and ventilated premium leather seats
- Wood/leather heated steering wheel
- Driver and passenger multicontour seats
- Bi-Xenon headlamps with corner-illuminating fog lamps
- Electrically heated windshield
- Rear park assist and rear view camera
- COMAND system with hard-drive navigation with SIRIUS® real-time traffic
- Bluetooth interface for hands-free calling
- Enhanced voice control for audio, telephone and navigation
- Stainless steel grille guard in chrome
- Full-size spare tire and wheel with stainless steel cover

Rear park assist and rear view camera [new](#)

Bi-Xenon headlamps with corner-illuminating fog lamps

¹ MSRP excludes destination and delivery charge of \$875. ⁴ Stated rates of acceleration are based upon manufacturer's track results and may vary depending upon model, environmental and road surface conditions, driving style, elevation and vehicle load.

2010 G55 AMG

MSRP: \$122,700¹

SPECIFICATIONS

Engine	5.5L SOHC 24-VALVE V8
Power	500 HP @ 6,100 RPM
Torque	516 LB-FT @ 2,750-4,000 RPM
Transmission	5-SPEED AUTOMATIC
Acceleration	0-60 MPH: 5.4 SECONDS ⁴
Wheels	19" AMG 5-SPOKE ALLOY



AMG exhaust system with dual-side pipes on each side

STANDARD EQUIPMENT HIGHLIGHTS

- **Includes all standard equipment from G550, plus:**
- 19" AMG wheels
- AMG exhaust system with two sets of twin chrome tailpipes on the left and right side
- *designo* metallic paint
- *designo* Natural Maple wood trim
- Chrome tail lamp protection
- Chrome turn signal protection
- Stainless steel grille guard and brush guard in chrome
- Chrome front bumper underbar
- Alcantara roof liner
- AMG instrument cluster




19" AMG wheels


¹ MSRP excludes destination and delivery charge of \$875. ⁴ Stated rates of acceleration are based upon manufacturer's track results and may vary depending upon model, environmental and road surface conditions, driving style, elevation and vehicle load.

2010 G-CLASS | EXTERIOR PAINT

NON-METALLIC



040 BLACK



650 ARCTIC WHITE

METALLIC




197 OBSIDIAN BLACK



368 FLINT GREY



474 VERDE BROOK



775 IRIDIUM SILVER



792 PALLADIUM SILVER 

designo METALLIC¹⁰



033 *designo* MOCHA BLACK



041 *designo* GRAPHITE







051 *designo* MAGNO PLATINUM¹¹ (MATTE FINISH) 




¹⁰ G55 AMG only. ¹¹ Additional charge of \$1,650.

2010 G-CLASS | TRIM & UPHOLSTERY

G550

UPHOLSTERY	MSRP TEXTURE	STANDARD PREMIUM LEATHER		
	COLOR			
		SP3 BLACK	SP4 ASH/BLACK new	SP5 CHESTNUT/BLACK new
TRIM	COLOR			
		V56 BURL WALNUT		

G55 AMG

UPHOLSTERY	MSRP TEXTURE	STANDARD <i>designo</i> LEATHER		
	COLOR			
		ZF7 <i>designo</i> BLACK ¹²	ZF0 <i>designo</i> LIGHT BROWN ¹³ /BLACK	ZF3 <i>designo</i> PORCELAIN ¹³ /BLACK
TRIM	COLOR			
		ZM0 <i>designo</i> NATURAL MAPLE		

	BLACK	ASH/BLACK	CHESTNUT/BLACK
UPHOLSTERY			

12 With Pebble Beige contrast stitching. 13 With Black contrast stitching.



©2009 Mercedes-Benz USA, LLC • One Mercedes Drive, Montvale, NJ 07645 • 1-800-FOR-MERCEDES • MBUSA.com

Product Management. All illustrations and specifications contained in this Reference Guide are based on the latest product information available at the time of publication. Mercedes-Benz reserves the right to make changes at any time, without notice, in colors, materials, equipment, specifications and models. Prices are manufacturer suggested retail prices and are subject to change. Any variations in colors shown are due to reproduction variations in the printing process. Illustrations may include test situations. Some vehicles may be shown with non-U.S. equipment. Some vehicles are shown with optional equipment. harman/kardon® and LOGIC7® are registered trademarks of Harman International Industries, Inc. iPod is a registered trademark of Apple Computer, Inc.

Printed in U.S.A.

PM-10-DOG463-A

LAST UPDATED NOVEMBER 09, 2009