



Mercedes-Benz

THE E-CLASS COUPE  
2010 REFERENCE GUIDE

E350 COUPE | E550 COUPE

## 2010 E-CLASS COUPE | MODEL RANGE & MODEL YEAR HIGHLIGHTS

MODEL	E350 COUPE	E550 COUPE
BAUMUSTER	207.356	207.372
RELEASE DATE	JUNE 2009	JUNE 2009
MSRP <sup>1</sup>	\$48,050	\$54,650



E350 Coupe

### MODEL YEAR HIGHLIGHTS

DESIGN

- Exterior styling shares cues with new generation E-Sedan
- Aggressive/Contemporary/Dominant
- Two-door pillarless coupe
- LED Tail lamps and turn signals
- Dual exhaust
- Body cladding on E550

PERFORMANCE

- V6 and V8 engines are carried over from MY09 but with improvements to fuel economy through:
  - Alternator management (only active when off throttle)
  - Variable power steering pump (only with steering inputs)
  - Variable power fuel pump (based on actual demand)
- Optimized rear axle ratio and automatic transmission (reduced friction losses)
- No gas guzzler tax on E550

COMFORT & CONVENIENCE

- Panorama sunroof
- AGILITY CONTROL suspension
- COMAND with central controller
  - Large 7" LCD screen
  - Six-disc DVD/CD changer with video playback
  - Bluetooth interface for hands-free calling
- Leather sport seats with integrated NECK-PRO front head restraints
- Digital dual-zone automatic climate control
- Premium leather, 3-spoke multifunction steering wheel
- Auto-dimming mirrors
- Garage door opener
- Split-folding rear seats

SAFETY

- ATTENTION ASSIST drowsiness monitor<sup>2</sup>
- PRE-SAFE<sup>®</sup> plus nine airbags, including driver kneebag and driver and front passenger pelvic airbags
- Advanced braking with HOLD function – maintains position on inclines without driver needing to stay on brake pedal
- Electronic Stability Control (ESC)<sup>3</sup>
- mbrace
- Rear view camera (with optional Premium 1 Package)

<sup>1</sup> MSRP excludes destination and delivery charge of \$875. <sup>2</sup> Driving while drowsy or distracted is dangerous and should be avoided. ATTENTION ASSIST may be insufficient to detect a fatigued or distracted driver or driver inattention. It cannot be relied on to avoid an accident or serious injury. <sup>3</sup> No system, regardless of how advanced, can overcome the laws of physics or correct careless driving. Please always wear your seat belt. Performance is limited by available traction, which snow, ice and other conditions can affect. Always drive carefully, consistent with conditions. Best performance in snow is obtained with winter tires.

# 2010 E-CLASS COUPE | VEHICLE SPECIFICATIONS/TECHNICAL DATA

MODEL		E350 COUPE	E550 COUPE
ENGINE	CONFIGURATION	3.5L V6	5.5L V8
	HORSEPOWER	268 hp @ 6,000 rpm	382 hp @ 6,000 rpm
	TORQUE	258 lb-ft @ 2,400-5,000 rpm	391 lb-ft @ 2,800-4,800 rpm
	DISPLACEMENT	3,498 cc	5,461 cc
DRIVETRAIN	TRANSMISSION	7-speed automatic	7-speed automatic
	DRIVE CONFIGURATION	2WD (rear wheel drive)	2WD (rear wheel drive)
STABILITY	ELECTRONIC STABILITY CONTROL (ESC)	ESC compares the driver's intended course, via steering and braking inputs, to the vehicle's response, via lateral acceleration, rotation (yaw) and individual wheel speeds. ESC then brakes individual front or rear wheels and/or reduces excess engine power as needed to help correct understeer (plowing) or oversteer (fishtailing). ESC also integrates all-speed traction control, which senses drive-wheel slip under acceleration and individually brakes the slipping wheel or wheels, and/or reduces excess engine power, until control is regained. <sup>3</sup>	
PERFORMANCE	ACCELERATION (0-60 MPH) <sup>4</sup>	6.2 est.	5.0 est.
	FUEL ECONOMY (CITY <sup>5</sup> /HIGHWAY ESTIMATE <sup>6</sup> )	17 mpg/26 mpg	15 mpg/23 mpg
	TURNING CIRCLE	35.3 ft.	35.3 ft.
WHEELS/TIRES	STANDARD WHEELS	17" split 5-spoke (7.5 x 17.0 front/ 8.5 x 17.0 rear staggered)	18" 5-spoke (8.0 x 18.0 front/8.5 x 18.0 rear staggered)
	STANDARD TIRES	235/45 R17 front, 255/40 R17 rear, all-season	235/40 R18 front, 255/35 R18 rear, all-season
BRAKES	BRAKING SYSTEM	Dual-circuit hydraulic braking system	
	ANTI-LOCK BRAKING SYSTEM (ABS)	ABS senses impending wheel lockup under heavy braking and pumps the front brakes individually or the rear brakes together (to help maintain stability) as needed up to 30 times per second, to prevent lockup and maintain steering ability.	
	BRAKE ASSIST (BAS)	BAS senses emergency braking via the speed at which the driver presses the brake pedal and immediately applies maximum available power boost, potentially reducing the overall stopping distance by eliminating the delay caused by a common human tendency not to brake hard enough, soon enough. Letting up on the brake pedal releases Brake Assist. <sup>7</sup>	
EXTERIOR DIMENSIONS	WHEELBASE	106.9 in.	106.9 in.
	OVERALL LENGTH/HEIGHT/WIDTH <sup>8</sup>	185.0 in./ 55.0 in. /70.3 in.	185.0 in./ 55.0 in. /70.3 in.
	CURB WEIGHT	3,683 lbs.	3,783 lbs.
INTERIOR DIMENSIONS	HEADROOM FRONT/2ND ROW	37.1 in./35.8 in.	37.1 in./35.8 in.
	LEGROOM FRONT/2ND ROW	42.0 in./33.0 in.	42.0 in./33.0 in.
	SHOULDER ROOM FRONT/2ND ROW	54.1 in./48.9 in.	54.1 in./48.9 in.
CAPACITY	TRUNK CAPACITY	15.9 cu. ft.	15.9 cu. ft.
	FUEL TANK	17.4 gallons	17.4 gallons

<sup>3</sup> No system, regardless of how advanced, can overcome the laws of physics or correct careless driving. Please always wear your seat belt. Performance is limited by available traction, which snow, ice and other conditions can affect. Always drive carefully, consistent with conditions. Best performance in snow is obtained with winter tires. <sup>4</sup> Stated rates of acceleration are based upon manufacturer's track results and may vary depending upon model, environmental and road surface conditions, driving style, elevation and vehicle load. <sup>5</sup> 2009 EPA estimated fuel economy. Compare the estimated mpg to the estimated mpg of other vehicles. You may get different mileage depending on how fast you drive, weather conditions and trip length. <sup>6</sup> Your actual highway mileage will probably be less than the highway estimate. <sup>7</sup> Braking effectiveness also depends on proper brake system maintenance, and tire and road conditions. <sup>8</sup> Width with mirrors folded out.

# 2010 E350 COUPE

MSRP: \$48,050<sup>1</sup>



SPECIFICATIONS	Engine	3.5L DOHC 24-VALVE V6
	Power	268 HP @ 6,000 RPM
	Torque	258 LB-FT @ 2,400-5,000 RPM
	Transmission	7-SPEED AUTOMATIC
	Acceleration	0-60 MPH ≈ 6.2 EST. <sup>4</sup>
	Wheels	17" SPLIT 5-SPOKE ALLOY



Digital dual-zone automatic climate control

- STANDARD EQUIPMENT HIGHLIGHTS
- Leather sport seats
  - Polished Burl Walnut wood trim
  - AM/FM/WB radio
  - 14-way power front seats including 4-way lumbar support with 3-position memory
  - Digital dual-zone automatic climate control
  - PRE-SAFE<sup>®</sup> plus nine airbags, including driver side knee airbag and driver and front passenger pelvic airbags
  - Electronic Stability Control (ESC)<sup>3</sup>



Panorama sunroof

<sup>1</sup> MSRP excludes destination and delivery charge of \$875. <sup>3</sup> No system, regardless of how advanced, can overcome the laws of physics or correct careless driving. Please always wear your seat belt. Performance is limited by available traction, which snow, ice and other conditions can affect. Always drive carefully, consistent with conditions. Best performance in snow is obtained with winter tires. <sup>4</sup> Stated rates of acceleration are based upon manufacturer's track results and may vary depending upon model, environmental and road surface conditions, driving style, elevation and vehicle load.



# 2010 E550 COUPE

MSRP: 54,650<sup>1</sup>



\* Image shown with the (321) Appearance Package

SPECIFICATIONS	Engine	5.5L DOHC 32-VALVE V8
	Power	382 HP @ 6,000 RPM
	Torque	391 LB-FT @ 2,800-4,800 RPM
	Transmission	7-SPEED AUTOMATIC
	Acceleration	0-60 MPH ≈ 5.0 EST. <sup>4</sup>
	Wheels	18" 5-SPOKE



Dynamic handling suspension and sport mode

- STANDARD EQUIPMENT HIGHLIGHTS**
- **Includes all standard equipment from E350, plus:**
  - Sport bodystyling including front air dam, side skirts and rear apron
  - Braking system upgrade with perforated brake discs and calipers with Mercedes-Benz logo
  - Dynamic handling suspension and Sport mode
  - Black shift paddles
  - 18" 5-spoke alloy wheels



Steering wheel with black shift paddles

<sup>1</sup> MSRP excludes destination and delivery charge of \$875. <sup>4</sup> Stated rates of acceleration are based upon manufacturer's track results and may vary depending upon model, environmental and road surface conditions, driving style, elevation and vehicle load.

# 2010 E-CLASS COUPE | EXTERIOR PAINT


NON-METALLIC



040 BLACK



590 MARS RED



650 ARCTIC WHITE

METALLIC\*



197 OBSIDIAN BLACK




230 QUARTZ BLUE



359 CAPRI BLUE




755 STEEL GREY



775 IRIDIUM SILVER



792 PALLADIUM SILVER



799 DIAMOND WHITE<sup>9</sup>

\*Metallic paint additional charge of \$720. <sup>9</sup> Limited availability. Additional charge of \$795, plus metallic paint charge.

# 2010 E-CLASS COUPE | TRIM & UPHOLSTERY



## E350 COUPE

UPHOLSTERY	MSRP	STANDARD LEATHER			OPTIONAL: \$1,350 PREMIUM LEATHER		
	TEXTURE						
COLOR							
	201 BLACK	205 ALMOND BEIGE	208 ASH	801 BLACK	805 ALMOND BEIGE	808 ASH	
TRIM	COLOR						
		731 BURL WALNUT					

## E550 COUPE

UPHOLSTERY	MSRP	STANDARD LEATHER			OPTIONAL: \$1,350 PREMIUM LEATHER		
	TEXTURE						
COLOR							
	201 BLACK	205 ALMOND BEIGE	208 ASH	801 BLACK	805 ALMOND BEIGE	808 ASH	
TRIM	COLOR						
		731 BURL WALNUT					

# 2010 E-CLASS COUPE | PACKAGING

PREMIUM PACKAGES

## P01 - PREMIUM 1 PACKAGE

MSRP: \$3,950

- COMAND system with hard-drive navigation
- Enhanced voice control for audio, telephone and navigation
- Gracenote® media database
- HD Digital Radio®
- harman/kardon LOGIC7® surround-sound system with Dolby® Digital 5.1 with 12 speakers and 450 watts
- Heated front seats
- iPod/MP3 media interface (in glovebox)
- Power rear sunshade
- Rear view camera
- SIRIUS® Satellite Radio with SIRIUS real-time traffic service
- Zagat Survey® restaurant guide
- 6GB hard-drive with Music Register<sup>10</sup>
- MSRP value of options if available separately: \$5,255

## P02 - PREMIUM 2 PACKAGE

MSRP: \$6,350

- **Includes all items in P01, plus:**
- Adaptive Highbeam Assist
- Bi-Xenon headlamps with active curve illumination and cornering lights
- Headlamp washing system
- Heated and active ventilated front seats
- KEYLESS-GO
- LED Daytime Running Lamps
- LED front turn signals
- MSRP value of options if available separately: \$8,555



LED Daytime Running Lamps (P2 Package)



COMAND system with hard-drive navigation



Rear view camera

997

## DISTRONIC PLUS PACKAGE

- DISTRONIC PLUS (with PRE-SAFE® Brake)
- PARKTRONIC with Parking Guidance

MSRP: \$2,600



DISTRONIC PLUS



Advanced Parking Guidance

321

## APPEARANCE PACKAGE

- AMG sport steering wheel for V8
- AGILITY CONTROL sport suspension (E350 Coupe only)
- Black shift paddles (standard on E550 Coupe)
- Multicontour seats
- Perforated brake discs with painted calipers (standard on E550 Coupe)
- Stainless steel pedals with rubber studs
- 18" AMG twin 6-spoke alloy wheels

E350: \$1,950

E550: \$1,250



Stainless steel pedals with rubber studs



Black shift paddles

<sup>10</sup> Enables music files from CDs and DVDs to be ripped and saved to the 6GB hard-drive.



## 2010 E-CLASS COUPE | OPTIONS & WHEELS

STAND ALONE OPTIONS	CODE	OPTION	MSRP
	067	ILLUMINATED DOOR SILLS	\$750
	293	REAR SIDE AIRBAGS <sup>11</sup>	\$410
	318	WOOD/LEATHER STEERING WHEEL AND SHIFT KNOB WITH GEAR SHIFT PADDLES	\$750
	359	MBRACE	\$650
	873	HEATED FRONT SEATS	\$740
	(A)	METALLIC PAINT	\$720



Wood/leather shift knob



E550 shown with optional (321) Appearance Package and (997) DISTRONIC PLUS Package



Wood/leather steering wheel

STANDARD & FACTORY-INSTALLED OPTIONAL WHEELS	E350 COUPE	E550 COUPE	E350/E550 COUPE
	17" SPLIT 5-SPOKE	18" 5-SPOKE	18" AMG TWIN 6-SPOKE
	MSRP CODE R95	MSRP CODE R32	MSRP CODE 321 APPEARANCE PACKAGE
MSRP STANDARD	MSRP STANDARD	MSRP OPTIONAL: \$1,950/\$1,250	

<sup>11</sup> Available as of July production.



©2009 Mercedes-Benz USA, LLC • One Mercedes Drive, Montvale, NJ 07645 • 1-800-FOR-MERCEDES • MBUSA.com

Product Management. All illustrations and specifications contained in this Reference Guide are based on the latest product information available at the time of publication. Mercedes-Benz reserves the right to make changes at any time, without notice, in colors, materials, equipment, specifications and models. Prices are manufacturer suggested retail prices and are subject to change. Any variations in colors shown are due to reproduction variations in the printing process. Illustrations may include test situations. Some vehicles may be shown with non-U.S. equipment. Some vehicles are shown with optional equipment. harman/kardon® and LOGIC7® are registered trademarks of Harman International Industries, Inc. iPod is a registered trademark of Apple Computer, Inc.

Printed in U.S.A.

PM-10-DOG209-A

LAST UPDATED OCTOBER 22, 2009