



Mercedes-Benz

THE CL-CLASS  
2010 REFERENCE GUIDE

CL550 4MATIC | CL600 | CL63 AMG | CL65 AMG

## 2010 CL-CLASS | MODEL RANGE & MODEL YEAR HIGHLIGHTS

MODEL	CL550 4MATIC	CL600	CL63 AMG	CL65 AMG
BAUMUSTER	216.386	216.376	216.377	216.379
RELEASE DATE	AUGUST 2009	SEPTEMBER 2009	AUGUST 2009	SEPTEMBER 2009
MSRP <sup>1</sup>	\$110,400	\$154,400	\$145,200	\$207,170



CL600 shown in Iridium Silver

### MODEL YEAR HIGHLIGHTS

#### DESIGN

- “Performance in an exclusive ambience”
- Exterior:
  - New mirrors with LED indicators
  - New paint: Palladium Silver
  - New 18”, 19”, and 20”<sup>2</sup> wheels
- Interior:
  - Brown Poplar wood trim replaces Poplar on V12 models
  - Enhanced instrument cluster display
  - New multi-color ambient lighting

#### PERFORMANCE

- 382 hp 5.5L V8, 510 hp 5.5L V12, 518 hp 6.3L AMG V8, 604 hp 6.0L AMG V12
- Optimized fuel pump, alternator, and steering pump for lower fuel consumption
- Low drag coefficient (0.27)
- Separate selection of Sport mode for transmission and suspension

#### COMFORT & CONVENIENCE

- Enhanced COMAND system, including:
  - 8-inch high-resolution screen
  - 40GB hard-drive navigation
  - Bluetooth interface for hands-free calling
  - HD Digital Radio<sup>®</sup>
  - SIRIUS<sup>®</sup> Satellite Radio (with SIRIUS real-time traffic service)
  - Zagat Survey<sup>®</sup> ratings guide for restaurant, golf, and hotels
  - Media interface (iPod, auxiliary input jack, USB)
- Enhanced voice control for audio, telephone, and navigation
- KEYLESS-GO

#### SAFETY

- Nine airbags with 11-way protection, including driver knee airbag
- Electronic Stability Control (ESC)<sup>3</sup> and Brake Assist (BAS)<sup>4</sup>
- PRE-SAFE<sup>®</sup>
- Available DISTRONIC PLUS Package, including Blind Spot Assist<sup>5</sup> and Parking Guidance
- Available Night View Assist (Premium 2 Package)
- Available rear view camera (Premium 2 Package)

<sup>1</sup> MSRP excludes destination and delivery charge of \$875. <sup>2</sup> Delayed availability. <sup>3</sup> No system, regardless of how advanced, can overcome the laws of physics or correct careless driving. Please always wear your seat belt. Performance is limited by available traction, which snow, ice and other conditions can affect. Always drive carefully, consistent with conditions. Best performance in snow is obtained with winter tires. <sup>4</sup> Braking effectiveness also depends on proper brake system maintenance, and tire and road conditions. <sup>5</sup> Blind Spot Assist may not be sufficient to avoid all accidents involving vehicles in your blind spot and does not estimate the speed of oncoming vehicles. It should not be used as a sole substitute for driver awareness and checking of surrounding traffic conditions.

# 2010 CL-CLASS | VEHICLE SPECIFICATIONS/TECHNICAL DATA

MODEL		CL550 4MATIC	CL600	CL63 AMG	CL65 AMG
ENGINE	CONFIGURATION	5.5L V8	5.5L V12	6.3L V8	6.0L V12
	HORSEPOWER	382 hp @ 6,000 rpm	510 hp @ 5,000 rpm	518 hp @ 6,800 rpm	604 hp @ 4,800 rpm
	TORQUE	391 lb-ft @ 2,800-4,800 rpm	612 lb-ft @ 1,800-3,500 rpm	465 lb-ft @ 5,200 rpm	738 lb-ft @ 2,000-4,000 rpm
	DISPLACEMENT	5,461 cc	5,513 cc	6,208 cc	5,980 cc
DRIVETRAIN	TRANSMISSION	7-speed automatic	5-speed automatic	AMG SPEEDSHIFT 7-speed automatic	AMG SPEEDSHIFT 5-speed automatic
	DRIVE CONFIGURATION	AWD	2WD (rear wheel drive)	2WD (rear wheel drive)	2WD (rear wheel drive)
TRACTION/STABILITY	ELECTRONIC STABILITY CONTROL (ESC)	ESC compares the driver's intended course, via steering and braking inputs, to the vehicle's response, via lateral acceleration, rotation (yaw) and individual wheel speeds. ESC then brakes individual front or rear wheels and/or reduces excess engine power as needed to help correct understeer (plowing) or oversteer (fishtailing). ESC also integrates all-speed traction control, which senses drive-wheel slip under acceleration and individually brakes the slipping wheel or wheels, and/or reduces excess engine power, until control is regained. <sup>3</sup>			
	4-WHEEL ELECTRONIC TRACTION SYSTEM (4-ETS) (4MATIC VEHICLES ONLY)	4-ETS monitors the speed of all four wheels to detect wheel slip, then applies individual brakes as needed (to provide the effect of locking the front, rear and/or center differentials) and/or reduces excess engine power. 4-ETS continually balances the torque split to help ensure that power is permitted to flow to the wheel or wheels with traction. <sup>3</sup>			
PERFORMANCE	ACCELERATION (0-60 MPH) <sup>6</sup>	5.4 sec. (est.)	4.5 sec. (est.)	4.5 sec. (est.)	4.2 sec. (est.)
	FUEL ECONOMY (CITY <sup>7</sup> / HIGHWAY ESTIMATE <sup>8</sup> )	14 mpg/21 mpg	11 mpg/17 mpg	11 mpg/18 mpg	11 mpg/17 mpg
	TURNING CIRCLE	38.2 ft.	38.2 ft.	38.2 ft.	38.2 ft.
WHEELS/TIRES	STANDARD WHEELS	18" split 7-spoke (8.5 x 18.0)	18" 5-spoke (8.5 x 18.0/9.5 x 18.0 staggered)	20" AMG 5-spoke (8.5 x 20.0/9.5 x 20.0 staggered)	20" AMG twin 5-spoke forged (8.5 x 20.0/9.5 x 20.0 staggered)
	STANDARD TIRES	255/45 R18 front, 255/45 R18 rear, all-season	255/45 R18 front, 275/45 R18 rear, all-season	255/35 R20 front, 275/35 R20 rear, high-performance <sup>9</sup>	255/35 R20 front, 275/35 R20 rear, high-performance <sup>9</sup>
BRAKES	BRAKING SYSTEM	Dual-circuit hydraulic braking system			
	ANTI-LOCK BRAKING SYSTEM (ABS)	ABS senses impending wheel lockup under heavy braking and pumps the front brakes individually or the rear brakes together (to help maintain stability) as needed up to 30 times per second, to prevent lockup and maintain steering ability.			
	BRAKE ASSIST (BAS)	BAS senses emergency braking via the speed at which the driver presses the brake pedal and immediately applies maximum available power boost, potentially reducing the overall stopping distance by eliminating the delay caused by a common human tendency not to brake hard enough, soon enough. Letting up on the brake pedal releases Brake Assist. <sup>4</sup>			
EXTERIOR DIMENSIONS	WHEELBASE	116.3 in.	116.3 in.	116.3 in.	116.3 in.
	OVERALL LENGTH/HEIGHT/WIDTH <sup>10</sup>	199.4 in./55.8 in./84.2 in.	199.4 in./55.8 in./84.2 in.	199.4 in./55.8 in./84.2 in.	199.4 in./55.8 in./84.2 in.
	CURB WEIGHT	4,634 lbs.	4,884 lbs.	4,599 lbs.	4,940 lbs.
INTERIOR DIMENSIONS	HEADROOM FRONT/REAR	36.9 in./36.4 in.	36.9 in./36.4 in.	36.9 in./36.4 in.	36.9 in./36.4 in.
	LEGROOM FRONT/REAR	42.2 in./32.2 in.	42.2 in./32.2 in.	42.2 in./32.2 in.	42.2 in./32.2 in.
	SHOULDER ROOM FRONT/REAR	59.3 in./55.2 in.	59.3 in./55.2 in.	59.3 in./55.2 in.	59.3 in./55.2 in.
CAPACITY	TRUNK CAPACITY	13.5 cu. ft.	13.5 cu. ft.	13.5 cu. ft.	13.5 cu. ft.
	FUEL TANK	23.8 gallons	23.8 gallons	23.8 gallons	23.8 gallons

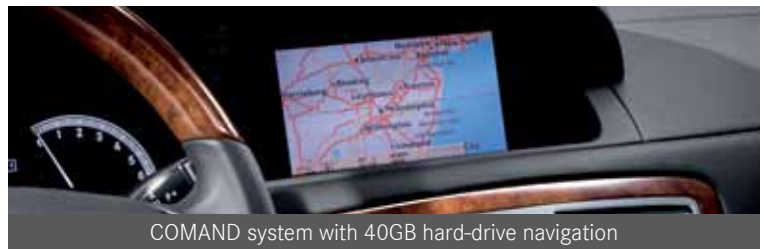
<sup>3</sup> No system, regardless of how advanced, can overcome the laws of physics or correct careless driving. Please always wear your seat belt. Performance is limited by available traction, which snow, ice and other conditions can affect. Always drive carefully, consistent with conditions. Best performance in snow is obtained with winter tires. <sup>4</sup> Braking effectiveness also depends on proper brake system maintenance, and tire and road conditions. <sup>6</sup> Stated rates of acceleration are based upon manufacturer's track results and may vary depending upon model, environmental and road surface conditions, driving style, elevation and vehicle load. <sup>7</sup> 2009 EPA estimated fuel economy. Compare the estimated mpg to the estimated mpg of other vehicles. You may get different mileage depending on how fast you drive, weather conditions and trip length. <sup>8</sup> Your actual highway mileage will probably be less than the highway estimate. <sup>9</sup> Lower aspect ratio tires and accompanying wheels provide substantially increased treadwear, tire noise and reduced ride comfort. Serious wheel and tire damage may occur if the vehicle is operated on rough or damaged road surfaces or upon encountering road debris or obstacles. These tires are not designed for use on snow and ice. Winter tires mounted on appropriately sized and approved wheels are recommended for driving in those conditions. <sup>10</sup> Width with mirrors folded out.

# 2010 CL550 4MATIC

MSRP: \$110,400<sup>1</sup>



SPECIFICATIONS	Engine	5.5L DOHC 32-VALVE V8
	Power	382 HP @ 6,000 RPM
	Torque	391 LB-FT @ 2,800-4,800 RPM
	Transmission	7-SPEED AUTOMATIC
	Acceleration	0-60 MPH: 5.4 SECONDS <sup>6</sup>
	Wheels	18" SPLIT 7-SPOKE <b>«modified»</b>



COMAND system with 40GB hard-drive navigation

- STANDARD EQUIPMENT HIGHLIGHTS
- AIRMATIC air suspension with Adaptive Damping System
  - Heated and active-ventilated 14-way power adjustable front seats with pneumatic lumbar support
  - Burl Walnut wood trim
  - Wood/premium leather steering wheel
  - KEYLESS-GO
  - PARKTRONIC
  - COMAND system with 40GB hard-drive navigation
  - Bluetooth interface for hands-free calling **«new»**
  - In-dash SD memory card reader **«new»**
  - Media interface (in glovebox)
  - HD Digital Radio<sup>®</sup> **«new»**
  - SIRIUS<sup>®</sup> Satellite Radio (with SIRIUS real-time traffic service) **«modified»**
  - Zagat Survey<sup>®</sup> ratings guide for restaurant, golf, and hotels **«new»**
  - 11-speaker, 600-watt harman/kardon LOGIC7<sup>®</sup> surround-sound system with Dolby<sup>®</sup> Digital 5.1




Media interface (in glovebox)

<sup>1</sup> MSRP excludes destination and delivery charge of \$875. <sup>6</sup> Stated rates of acceleration are based upon manufacturer's track results and may vary depending upon model, environmental and road surface conditions, driving style, elevation and vehicle load.

## 2010 CL600

MSRP: \$154,400<sup>1</sup>

## SPECIFICATIONS

Engine	5.5L SOHC 36-VALVE BI-TURBO V12
Power	510 HP @ 5,000 RPM
Torque	612 LB-FT @ 1,800-3,500 RPM
Transmission	5-SPEED AUTOMATIC
Acceleration	0-60 MPH: 4.5 SECONDS <sup>6</sup>
Wheels	18" 5-SPOKE 



Night View Assist

## STANDARD EQUIPMENT HIGHLIGHTS

- **Includes all standard equipment from CL550 4MATIC, plus:**
- Active Body Control (ABC) suspension
- Exclusive leather interior with alcantara headliner
- Brown Poplar wood trim
- Heated wood/premium leather steering wheel
- Premium 2 Package, including:
  - Drive-dynamic multicontour seats with massage
  - Night View Assist
  - Rear view camera
- DISTRONIC PLUS Package, including:
  - Blind Spot Assist<sup>5</sup>
  - Parking Guidance



Heated wood/premium leather steering wheel

<sup>1</sup> MSRP excludes destination and delivery charge of \$875. <sup>5</sup> Blind Spot Assist may not be sufficient to avoid all accidents involving vehicles in your blind spot and does not estimate the speed of oncoming vehicles. It should not be used as a sole substitute for driver awareness and checking of surrounding traffic conditions. <sup>6</sup> Stated rates of acceleration are based upon manufacturer's track results and may vary depending upon model, environmental and road surface conditions, driving style, elevation and vehicle load.

# 2010 CL63 AMG

MSRP: \$145,200<sup>1</sup>



SPECIFICATIONS	Engine	6.3L AMG DOHC 32-VALVE V8
	Power	518 HP @ 6,800 RPM
	Torque	465 LB-FT @ 5,200 RPM
	Transmission	AMG SPEEDSHIFT 7-SPEED AUTOMATIC
	Acceleration	0-60 MPH: 4.5 SECONDS <sup>6</sup>
	Wheels	20" AMG 5-SPOKE



AMG aerodynamic bodywork

- STANDARD EQUIPMENT HIGHLIGHTS**
- Includes all standard equipment from **CL550 4MATIC**, plus:
    - AMG-calibrated Active Body Control (ABC) suspension
    - High-performance dual-piston sliding-caliper AMG brakes
    - AMG premium leather-trimmed sport steering wheel with aluminum shift paddles<sup>11</sup>
    - AMG aerodynamic bodywork
    - AMG sport exhaust system with dual twin chrome tailpipes
    - AMG premium leather sport seats
    - Drive-dynamic multicontour front seats with four-level massage function
    - AMG brushed stainless steel door sills



AMG premium leather-trimmed sport steering wheel with aluminum shift paddles

<sup>1</sup> MSRP excludes destination and delivery charge of \$875. <sup>6</sup> Stated rates of acceleration are based upon manufacturer's track results and may vary depending upon model, environmental and road surface conditions, driving style, elevation and vehicle load. <sup>11</sup> Replaces the standard wood/leather steering wheel on CL550 4MATIC.

## 2010 CL65 AMG

MSRP: \$207,170<sup>1</sup>

## SPECIFICATIONS

Engine	6.0L AMG SOHC 36-VALVE BI-TURBO V12
Power	604 HP @ 4,800 RPM
Torque	738 LB-FT @ 2,000-4,000 RPM
Transmission	AMG SPEEDSHIFT 5-SPEED AUTOMATIC
Acceleration	0-60 MPH: 4.2 SECONDS <sup>6</sup>
Wheels	20" AMG TWIN 5-SPOKE FORGED



AMG brushed stainless steel door sills

## STANDARD EQUIPMENT HIGHLIGHTS

- Includes all standard equipment from CL600, plus:
- AMG-calibrated Active Body Control (ABC) suspension
- High-performance dual-piston sliding-caliper AMG brakes
- AMG leather-trimmed sport steering wheel with aluminum shift paddles<sup>12</sup>
- AMG aerodynamic bodywork
- AMG sport exhaust system with V12 design tailpipes
- AMG exclusive leather sport seats
- Diamond cross-stitching on seats and door panels
- AMG brushed stainless steel door sills
- Top speed raised to 186 mph




Diamond cross-stitching on seats and door panels

<sup>1</sup> MSRP excludes destination and delivery charge of \$875. <sup>6</sup> Stated rates of acceleration are based upon manufacturer's track results and may vary depending upon model, environmental and road surface conditions, driving style, elevation and vehicle load. <sup>12</sup> Replaces the heated wood/leather steering wheel on CL600.

# 2010 CL-CLASS | EXTERIOR PAINT

NON-METALLIC



040 BLACK

METALLIC



112 MAJESTIC BLACK



300 JADE GREEN<sup>13</sup>



359 CAPRI BLUE<sup>13</sup>




368 FLINT GREY



494 TITANIUM GREY




544 BAROLO RED<sup>13</sup>



775 IRIDIUM SILVER



792 PALLADIUM SILVER 



799 DIAMOND WHITE<sup>14</sup>

<sup>13</sup> Not available with Cognac/Black upholstery. <sup>14</sup> Additional charge of \$795.











# 2010 CL-CLASS | TRIM & UPHOLSTERY



## CL550 4MATIC/CL63 AMG

UPHOLSTERY	MSRP	STANDARD			
	TEXTURE	PREMIUM LEATHER/AMG PREMIUM LEATHER			
COLOR					
	801 BLACK	804 CASHMERE/SAVANNA	807 COGNAC/BLACK <sup>15</sup>	808 GREY/DARK GREY	
TRIM	COLOR				
		731 BURL WALNUT			
					
		736 BLACK ASH <sup>16</sup>			
					
H73 CARBON FIBER <sup>17</sup>					

## CL600/CL65 AMG

UPHOLSTERY	MSRP	STANDARD			
	TEXTURE	EXCLUSIVE LEATHER			
COLOR					
	511 BLACK	514 CASHMERE/SAVANNA	517 COGNAC/BLACK <sup>15</sup>	518 GREY/DARK GREY	
TRIM	COLOR				
		H18 BROWN POPLAR <b>new</b>			
					
		731 BURL WALNUT <sup>16</sup>			
					
736 BLACK ASH <sup>16</sup>					
					
H73 CARBON FIBER <sup>18</sup>					

15 Not available on CL63 AMG and CL65 AMG. 16 No cost option. 17 No cost option with (P30) AMG Performance Package. Only available on CL63 AMG. 18 Only available on CL65 AMG.


# 2010 CL-CLASS | PACKAGING

PREMIUM PACKAGES	<b>P01 - PREMIUM 1 PACKAGE</b>	MSRP: STANDARD
	<ul style="list-style-type: none"> <li>Heated and active-ventilated front seats</li> <li>KEYLESS-GO</li> </ul>	
	<b>P02 - PREMIUM 2 PACKAGE</b>	MSRP: CL550 4MATIC: \$3,430   CL63 AMG: \$2,160   CL600/CL65 AMG: STANDARD
	<ul style="list-style-type: none"> <li>Drive-dynamic multicontour seats with massage (standard on CL63 AMG)</li> <li>Night View Assist</li> <li>Rear view camera</li> </ul>	

**DISTRONIC PLUS PACKAGE**

- Blind Spot Assist<sup>5</sup>
- Parking Guidance

CL550 4MATIC/CL63 AMG: \$2,850  
CL600/CL65 AMG: STANDARD



**SPORT PACKAGE** modified

- Sport bodystyling (front and rear bumpers, side skirts)
- 19" AMG 5-spoke wheels with all-season tires

CL550 4MATIC: \$5,800  
CL600/CL63 AMG/CL65 AMG: N/A



**SPORT PACKAGE PLUS ONE<sup>2</sup>** new

- Sport bodystyling (front and rear bumpers, side skirts)
- 20" AMG 5-spoke wheels with high-performance tires<sup>9</sup>

CL550 4MATIC: \$6,550  
CL600/CL63 AMG/CL65 AMG: N/A



**AMG PERFORMANCE PACKAGE**

- H73 Carbon Fiber trim<sup>19</sup>
- Top speed raised to 186 mph
- 20" AMG twin 5-spoke forged wheels

CL63 AMG: \$7,180  
CL550 4MATIC/CL600: N/A  
CL65 AMG: STANDARD



2 Delayed availability. 5 Blind Spot Assist may not be sufficient to avoid all accidents involving vehicles in your blind spot and does not estimate the speed of oncoming vehicles. It should not be used as a sole substitute for driver awareness and checking of surrounding traffic conditions. 9 Lower aspect ratio tires and accompanying wheels provide substantially increased treadwear, tire noise and reduced ride comfort. Serious wheel and tire damage may occur if the vehicle is operated on rough or damaged road surfaces or upon encountering road debris or obstacles. These tires are not designed for use on snow and ice. Winter tires mounted on appropriately sized and approved wheels are recommended for driving in those conditions. 19 (731) Burl Walnut and (736) Black Ash also available at no charge on CL63 AMG and CL65 AMG; (H18) Brown Poplar also available at no charge on CL65 AMG.

## 2010 CL-CLASS | OPTIONS

	CODE	OPTION	MSRP
STAND ALONE OPTIONS	067	ILLUMINATED DOOR SILLS (SET OF 2) <sup>20</sup>	\$700
	443	HEATED STEERING WHEEL <sup>21</sup>	\$480
	R94/R85	19" TWIN 9-SPOKE WHEELS	\$1,250
	50R/54R	20" 10-SPOKE WHEELS <sup>2</sup> <b>new</b>	\$2,000



Illuminated door sills





Heated steering wheel



CL550 shown with (R94/R85) 19" twin 9-spoke wheels

<sup>2</sup> Delayed availability. <sup>20</sup> Not available on CL63 AMG or CL65 AMG. <sup>21</sup> Includes wood/premium leather steering wheel on CL63 AMG and CL65 AMG; standard on CL600. No cost option for CL63 AMG and CL65 AMG.

# 2010 CL-CLASS | WHEELS

STANDARD WHEELS	CL550 4MATIC		CL600	
	18" SPLIT 7-SPOKE <b>modified</b>		18" 5-SPOKE <b>new</b>	
	MSRP CODE	23R	22R	
	MSRP	STANDARD	STANDARD	
				

STANDARD & FACTORY-INSTALLED OPTIONAL WHEELS	CL63 AMG		CL63 AMG		CL65 AMG		CL550 4MATIC		CL600	
	20" AMG 5-SPOKE		20" AMG TWIN 5-SPOKE FORGED		19" TWIN 9-SPOKE					
	MSRP CODE	769	P30 AMG PERFORMANCE PACKAGE <sup>22</sup>		783	R94	R85			
	MSRP	STANDARD	OPTIONAL: \$7,180		STANDARD	OPTIONAL: \$1,250	OPTIONAL: \$1,250			
										

FACTORY-INSTALLED OPTIONAL WHEELS	CL550 4MATIC		CL600		CL550 4MATIC		CL550 4MATIC	
	20" 10-SPOKE <b>new</b>		19" AMG 5-SPOKE <b>modified</b>		20" AMG 5-SPOKE <b>new</b>			
	MSRP CODE	50R <sup>2</sup>	54R <sup>2</sup>		321 SPORT PACKAGE <sup>23</sup>		421 SPORT PACKAGE PLUS ONE <sup>2, 24</sup>	
	MSRP	OPTIONAL: \$2,000	OPTIONAL: \$2,000		OPTIONAL: \$5,800		OPTIONAL: \$6,550	
								

<sup>2</sup> Delayed availability. <sup>22</sup> (P30) AMG Performance Package has rim code 783. <sup>23</sup> (321) Sport Package has rim code 780 for CL550 4MATIC. <sup>24</sup> (421) Sport Package Plus One has rim code 758 for CL550 4MATIC.



©2009 Mercedes-Benz USA, LLC • One Mercedes Drive, Montvale, NJ 07645 • 1-800-FOR-MERCEDES • MBUSA.com

Product Management. All illustrations and specifications contained in this Reference Guide are based on the latest product information available at the time of publication. Mercedes-Benz reserves the right to make changes at any time, without notice, in colors, materials, equipment, specifications and models. Prices are manufacturer suggested retail prices and are subject to change. Any variations in colors shown are due to reproduction variations in the printing process. Illustrations may include test situations. Some vehicles may be shown with non-U.S. equipment. Some vehicles are shown with optional equipment. harman/kardon® and LOGIC7® are registered trademarks of Harman International Industries, Inc. iPod is a registered trademark of Apple Computer, Inc.

Printed in U.S.A.

PM-10-DOG216-A

LAST UPDATED OCTOBER 02, 2009