



Mercedes-Benz

THE GL-CLASS 2010 REFERENCE GUIDE

GL350 BlueTEC | GL450 4MATIC | GL550 4MATIC

2010 GL-CLASS | MODEL RANGE & MODEL YEAR HIGHLIGHTS

MODEL	GL350 BlueTEC	GL450 4MATIC	GL550 4MATIC
BAUMUSTER	164.825	164.871	164.886
RELEASE DATE	SEPTEMBER 2009	JULY 2009	AUGUST 2009
MSRP ¹	\$59,950	\$60,950	\$82,850



GL550 4MATIC shown with optional trailer hitch

MODEL YEAR HIGHLIGHTS

DESIGN

- Seven-passenger 3-row luxury SUV
- Unibody construction
- Redesigned wheels for all engine variants **new**
- LED Tail lamps and optional LED Daytime Running Lamps **new**
- Redesigned front and rear bumpers with front and rear stainless steel skid plates **new**
- Standard chrome roof rails and aluminum window molding **new**
- Standard chrome load sill on rear bumper **new**
- Ambient lighting **new**
- 3D instrument cluster **new**
- Standard Burl Walnut wood trim **new**

PERFORMANCE

- Available engines:
 - GL350 BlueTEC: 210 hp, 400 lb-ft of torque
 - GL450 4MATIC: 335 hp, 339 lb-ft of torque
 - GL550 4MATIC: 382 hp, 391 lb-ft of torque
- 4MATIC All-Wheel Drive as standard
- 7-speed automatic transmission
- Fuel economy (city²/hwy³) of GL350 BlueTEC: 17 mpg/23 mpg
- Towing capacity of 7,500 lbs. (Class IV)
- Air suspension with 4-wheel level control

COMFORT & CONVENIENCE

- Redesigned seats
- Optional ambient lighting and comfort headrests with Full Leather Seating Package (standard on GL550) **new**
- Heated and ventilated seats available with Full Leather Seating Package (standard on GL550) **new**
- Premium leather multifunction steering wheel **new**
- Optional 3-zone climate control with rear air conditioning (standard on GL550)
- COMAND system with hard-drive navigation with SIRIUS[®] real-time traffic (standard on GL550)
- Available driver memory with parking support passenger mirror (standard in Premium 1 Package) **new**
- harman/kardon LOGIC7[®] surround-sound system (standard on GL550)
- Wood/leather steering wheel as stand alone option **new**

SAFETY

- 4MATIC All-Wheel Drive
- Nine airbags with 13-way protection
- Bi-Xenon headlamps with active curve illumination
- Dual fog lamp design or optional Daytime Running Lamps **new**
- BAS, 4-ETS/4-ESP[®]
- PRE-SAFE[®] predictive occupant protection system
- POST-SAFE
- NECK-PRO front head restraints
- Tire Pressure Monitoring System **enhanced**
- ESP[®] trailer stabilization system
- mbrace
- Rear view camera

¹ MSRP excludes destination and delivery charge of \$875. ² 2009 EPA estimated fuel economy. Compare the estimated mpg to the estimated mpg of other vehicles. You may get different mileage depending on how fast you drive, weather conditions and trip length. ³ Your actual highway mileage will probably be less than the highway estimate.

2010 GL-CLASS | VEHICLE SPECIFICATIONS/TECHNICAL DATA

MODEL		GL350 BlueTEC	GL450 4MATIC	GL550 4MATIC
ENGINE	CONFIGURATION	3.0L V6	4.6L V8	5.5L V8
	HORSEPOWER	210 hp @ 3,800 rpm	335 hp @ 6,000 rpm	382 hp @ 6,000 rpm
	TORQUE	400 lb-ft @ 1,600-2,400 rpm	339 lb-ft @ 2,700-5,000 rpm	391 lb-ft @ 2,800-4,800 rpm
	DISPLACEMENT	2,987 cc	4,663 cc	5,461 cc
DRIVETRAIN	TRANSMISSION	7-speed automatic	7-speed automatic	7-speed automatic
	DRIVE CONFIGURATION	AWD	AWD	AWD
TRACTION/STABILITY	ELECTRONIC STABILITY PROGRAM (ESP®)	ESP® compares the driver's intended course, via steering and braking inputs, to the vehicle's response, via lateral acceleration, rotation (yaw) and individual wheel speeds. ESP® then brakes individual front or rear wheels and/or reduces excess engine power as needed to help correct understeer (plowing) or oversteer (fishtailing). ESP® also integrates all-speed traction control, which senses drive-wheel slip under acceleration and individually brakes the slipping wheel or wheels, and/or reduces excess engine power, until control is regained. ⁴		
	4-WHEEL ELECTRONIC TRACTION SYSTEM (4-ETS)	4-ETS monitors the speed of all four wheels to detect wheel slip, then applies individual brakes as needed (to provide the effect of locking the front, rear and/or center differentials) and/or reduces excess engine power. 4-ETS continually balances the torque split to help ensure that power is permitted to flow to the wheel or wheels with traction. ⁴		
PERFORMANCE	ACCELERATION (0-60 MPH) ⁵	9.1 sec.	6.9 sec.	6.4 sec.
	FUEL ECONOMY (CITY ² /HIGHWAY ESTIMATE ³)	17 mpg/23 mpg	13 mpg/18 mpg	13 mpg/17 mpg
	TOWING CAPACITY ⁶	7,500 lbs. (Class IV)	7,500 lbs. (Class IV)	7,500 lbs. (Class IV)
	TURNING CIRCLE	39.7 ft.	39.7 ft.	39.7 ft.
WHEELS/TIRES	STANDARD WHEELS	20" twin 5-spoke (8.5 x 20.0)	19" 5-spoke (8.5 x 19.0)	21" AMG 5-spoke (10.0 x 21.0)
	STANDARD TIRES	275/50 R20 all-season run-flat	275/55 R19 all-season	295/40 R21 all-season
BRAKES	BRAKING SYSTEM	Dual-circuit hydraulic braking system		
	ANTI-LOCK BRAKING SYSTEM (ABS)	ABS senses impending wheel lockup under heavy braking and pumps the front brakes individually or the rear brakes together (to help maintain stability) as needed up to 30 times per second, to prevent lockup and maintain steering ability. With off-road driving program selected, automatic loose surface program helps shorten stopping distances from speeds under 18 mph.		
	BRAKE ASSIST (BAS)	BAS senses emergency braking via the speed at which the driver presses the brake pedal and immediately applies maximum available power boost, potentially reducing the overall stopping distance by eliminating the delay caused by a common human tendency not to brake hard enough, soon enough. Letting up on the brake pedal releases Brake Assist. ⁷		
EXTERIOR DIMENSIONS	WHEELBASE	121.1 in.	121.1 in.	121.1 in.
	OVERALL LENGTH/HEIGHT/WIDTH ⁸	200.6 in./72.4-75.6 in. (vehicle level control)/76.4 in. (with mirrors folded in)/83.7 in.		
	CURB WEIGHT	5,423 lbs.	5,346 lbs.	5,545 lbs.
INTERIOR DIMENSIONS	HEADROOM FRONT/2ND ROW/3RD ROW	40.1 in./40.6 in./38.2 in.	40.1 in./40.6 in./38.2 in.	40.1 in./40.6 in./38.2 in.
	LEGROOM FRONT/2ND ROW/3RD ROW	40.3 in./39.5 in./34.2 in.	40.3 in./39.5 in./34.2 in.	40.3 in./39.5 in./34.2 in.
	SHOULDER ROOM FRONT/2ND ROW/3RD ROW	58.3 in./58.9 in./50.5 in.	58.3 in./58.9 in./50.5 in.	58.3 in./58.9 in./50.5 in.
	CARGO VOLUME ⁹ ALL SEATS UP/2ND ROW DOWN/3RD ROW	14.3 cu. ft./43.8 cu. ft./83.3 cu. ft.	14.3 cu. ft./43.8 cu. ft./83.3 cu. ft.	14.3 cu. ft./43.8 cu. ft./83.3 cu. ft.
CAPACITY	FUEL TANK (CAPACITY/RESERVE)	26.4 gallons/3.4 gallons	26.4 gallons/3.4 gallons	26.4 gallons/3.4 gallons

² 2009 EPA estimated fuel economy. Compare the estimated mpg to the estimated mpg of other vehicles. You may get different mileage depending on how fast you drive, weather conditions and trip length. ³ Your actual highway mileage will probably be less than the highway estimate. ⁴ No system, regardless of how advanced, can overcome the laws of physics or correct careless driving. Please always wear your seat belt. Performance is limited by available traction, which snow, ice and other conditions can affect. Always drive carefully, consistent with conditions. Best performance in snow is obtained with winter tires. ⁵ Stated rates of acceleration are based upon manufacturer's track results and may vary depending upon model, environmental and road surface conditions, driving style, elevation and vehicle load. ⁶ With trailer hitch kit and trailer brakes. Please read Operator's Manual before towing. ⁷ Braking effectiveness also depends on proper brake system maintenance, and tire and road conditions. ⁸ Width with mirrors folded out. ⁹ Unsecured cargo can become hazardous in a collision. Always secure cargo using the floor-mounted tie-downs.

2010 GL350 BlueTEC

MSRP: \$59,950¹



SPECIFICATIONS	Engine	3.0L DOHC 24-VALVE TURBOCHARGED V6
	Power	210 HP @ 3,800 RPM
	Torque	400 LB-FT @ 1,600-2,800 RPM
	Transmission	7-SPEED AUTOMATIC
	Acceleration	0-60 MPH: 9.1 SECONDS ⁵
	Wheels	20" TWIN 5-SPOKE ALLOY



- STANDARD EQUIPMENT HIGHLIGHTS
- Fuel economy (city²/hwy³) 17 mpg/23 mpg
 - 50-state availability
 - 20" twin 5-spoke wheels with all-season run-flat tires **«new»**
 - Chrome roof rail, aluminum window molding, and chrome load sill on rear bumper **«new»**
 - Front and rear stainless steel skid plates **«new»**
 - Four-wheel air suspension with load-leveling and adjustable height
 - Burl Walnut wood trim **«new»**
 - Eight-way power front seats with 4-way driver power lumbar support
 - Heated front seats
 - Third-row fixed panorama sunroof with sunshade
 - Power tilt/sliding glass sunroof with sunshade
 - Tire Pressure Monitoring System **«enhanced»**
 - Power, flat-folding, 50/50 3rd row seats
 - Towing capacity of 7,500 lbs. (Class IV)
 - No spare wheel



¹ MSRP excludes destination and delivery charge of \$875. ² 2009 EPA estimated fuel economy. Compare the estimated mpg to the estimated mpg of other vehicles. You may get different mileage depending on how fast you drive, weather conditions and trip length. ³ Your actual highway mileage will probably be less than the highway estimate. ⁵ Stated rates of acceleration are based upon manufacturer's track results and may vary depending upon model, environmental and road surface conditions, driving style, elevation and vehicle load.

2010 GL450 4MATIC

MSRP: \$60,950¹

SPECIFICATIONS

Engine	4.6L DOHC 32-VALVE V8
Power	335 HP @ 6,000 RPM
Torque	339 LB-FT @ 2,700-5,000 RPM
Transmission	7-SPEED AUTOMATIC
Acceleration	0-60 MPH: 6.9 SECONDS ⁵
Wheels	19" 5-SPOKE ALLOY



Eight-way power front seats with 4-way driver power lumbar support

STANDARD EQUIPMENT HIGHLIGHTS

- Power, flat-folding, 50/50 3rd row seats
- Seven-passenger, 3-row seating
- Chrome roof rail, aluminum window molding, and chrome load sill on rear bumper **«new»**
- Front and rear stainless steel skid plates **«new»**
- Four-wheel air suspension with load-leveling and adjustable height
- Burl Walnut wood trim **«new»**
- Eight-way power front seats with 4-way driver power lumbar support
- Heated front seats
- Dual-zone automatic climate control
- Power tilt/sliding glass sunroof with sunshade
- Third-row fixed panorama sunroof with sunshade
- Privacy glass
- In-dash 6-disc DVD/CD changer
- Tire Pressure Monitoring System **«enhanced»**
- Towing capacity of 7,500 lbs. (Class IV)



Seven-passenger, 3-row seating

¹ MSRP excludes destination and delivery charge of \$875. ⁵ Stated rates of acceleration are based upon manufacturer's track results and may vary depending upon model, environmental and road surface conditions, driving style, elevation and vehicle load.

2010 GL550 4MATIC

MSRP: \$82,850¹

SPECIFICATIONS

Engine	5.5L DOHC 32-VALVE V8
Power	382 HP @ 6,000 RPM
Torque	391 LB-FT @ 2,800-4,800 RPM
Transmission	7-SPEED AUTOMATIC
Acceleration	0-60 MPH: 6.4 SECONDS ⁵
Wheels	21" AMG 5-SPOKE ALLOY «modified»



COMAND system with hard-drive navigation

STANDARD EQUIPMENT HIGHLIGHTS

- Premium 2 Package
- LED Daytime Running Lamps **«new»**
- Burl Walnut wood trim or available Light Birch wood trim **«modified»**
- Wood/premium leather multifunction steering wheel **«new»**
- Heated and ventilated multicontour front seats with memory **«new»**
- Ambient lighting **«new»**
- Three-zone automatic climate control
- Full Leather Seating Package
- iPod/MP3 media interface
- COMAND system with hard-drive navigation and SIRIUS[®] real-time traffic
- SIRIUS Satellite Radio with HD Digital Radio[®]
- harman/kardon LOGIC7[®] surround-sound system with Dolby[®] Digital 5.1
- Rear view camera
- KEYLESS-GO
- PARKTRONIC
- Towing capacity of 7,500 lbs. (Class IV)



Wood/premium leather multifunction steering wheel

¹ MSRP excludes destination and delivery charge of \$875. ⁵ Stated rates of acceleration are based upon manufacturer's track results and may vary depending upon model, environmental and road surface conditions, driving style, elevation and vehicle load.

2010 GL-CLASS | EXTERIOR PAINT

NON-METALLIC



040 BLACK



650 ARCTIC WHITE

METALLIC*



197 OBSIDIAN BLACK




359 CAPRI BLUE




474 VERDE BROOK



544 BAROLO RED



755 STEEL GREY **new**



775 IRIDIUM SILVER



792 PALLADIUM SILVER **new**










798 SAND BEIGE

*Metallic paint additional charge of \$720 (standard on GL550).









2010 GL-CLASS | TRIM & UPHOLSTERY



GL350 BlueTEC/GL450 4MATIC

UPHOLSTERY	MSRP	STANDARD MB-TEX			OPTIONAL: \$1,900 LEATHER ¹⁰		
	TEXTURE						
COLOR							
		151 BLACK	154 CASHMERE	158 ASH	221 BLACK	224 CASHMERE	228 ASH
TRIM	COLOR						
		731 BURL WALNUT					

GL550 4MATIC

UPHOLSTERY	MSRP	STANDARD LEATHER			OPTIONAL: \$1,380 PREMIUM LEATHER		
	TEXTURE						
COLOR							
		221 BLACK	224 CASHMERE	228 ASH	511 BLACK	514 CASHMERE	518 ASH
TRIM	COLOR						
		731 BURL WALNUT					
							
		H02 LIGHT BIRCH - NO COST OPTION					

¹⁰ Requires (318) Full Leather Seating Package.

2010 GL-CLASS | PACKAGING

PREMIUM PACKAGES

P01 - PREMIUM 1 PACKAGE

MSRP: GL350 BlueTEC/GL450: \$3,950 | GL550: STANDARD

- Auto-dimming driver side and rear view mirrors
- COMAND system with hard-drive navigation
- Enhanced voice control for audio, telephone, and navigation
- Gracenote® media database
- HD Digital Radio®
- iPod/MP3 media interface (in glovebox)
- Memory Package for driver seat, power steering column, and exterior mirrors
- Memory passenger seat (only on GL550)
- Power folding mirrors
- Power liftgate
- Power steering column
- Rear view camera
- SIRIUS® Satellite Radio with SIRIUS real-time traffic service
- Zagat Survey® restaurant guide
- 115V AC power outlet
- 4GB hard-drive with Music Register for download of MP3 files
- MSRP value of options if available separately: \$5,560

P02 - PREMIUM 2 PACKAGE

MSRP: GL350 BlueTEC/GL450: \$5,950 | GL550: STANDARD

- **Includes all items in P01, plus:**
- harman/kardon LOGIC7® surround-sound system with Dolby® Digital 5.1
- KEYLESS-GO
- MSRP value of options if available separately: \$7,490

318

FULL LEATHER SEATING PACKAGE

- Ambient lighting
- Comfort headrests
- Leather upholstery
- Premium interior lighting

GL350 BlueTEC/GL450: \$1,900
GL550: STANDARD




Ambient lighting

319

LIGHTING PACKAGE

- Bi-Xenon headlamps with active curve illumination
- Headlamp washing system
- LED Daytime Running Lamps

GL350 BlueTEC/GL450: \$970
GL550: STANDARD



Headlamp washing system

335

GL APPEARANCE PACKAGE

- Brushed aluminum running boards with rubber studs
- 20" twin 5-spoke alloy wheels with all-season run-flat tires¹¹

GL450: \$1,410
GL350 BlueTEC/GL550: N/A



Brushed aluminum running boards with rubber studs

¹¹ Standard on GL350 BlueTEC.

2010 GL-CLASS | OPTIONS & WHEELS

STAND ALONE OPTIONS

CODE	OPTION	MSRP
220	PARKTRONIC ¹¹	\$790
289	WOOD/LEATHER MULTIFUNCTION STEERING WHEEL ¹²	\$580
401	HEATED AND VENTILATED FRONT SEATS ¹¹	\$560
443	HEATED MULTIFUNCTION STEERING WHEEL ¹²	\$220
550	TRAILER HITCH – 7,500 LBS. (CLASS IV)	\$540
581	THREE-ZONE AUTOMATIC CLIMATE CONTROL AND REAR AIR CONDITIONING ¹¹	\$1,430
724	CROSSBARS – CHROME	\$310
846	BRUSHED ALUMINUM RUNNING BOARDS WITH RUBBER STUDS ¹¹	\$660
864	REAR SEAT ENTERTAINMENT SYSTEM	\$1,880
866	REAR SEAT ENTERTAINMENT SYSTEM PRE-WIRING	\$160
872	HEATED REAR SEATS	\$610



Rear seat entertainment system



Crossbars – chrome

MARSHALLING YARD ACCESSORIES

CODE	OPTION	MSRP
053	CARGO TRAY WITH BOX	\$160
067	ILLUMINATED DOOR SILLS	\$600
070	CHROME DOOR HANDLE INSERTS	\$90
980	CHROME ACCESSORY PACKAGE	\$400



PARKTRONIC

STANDARD & FACTORY-INSTALLED OPTIONAL WHEELS

	GL350 BlueTEC	GL450	GL450	GL550
	20" TWIN 5-SPOKE		19" 5-SPOKE	21" AMG 5-SPOKE
MSRP CODE	R33	335 GL APPEARANCE PACKAGE	21R	777
MSRP	STANDARD	OPTIONAL: \$1,410	STANDARD	STANDARD



¹¹ Standard on GL550. ¹² (289) Wood/leather multifunction steering wheel cannot be ordered with (443) heated multifunction steering wheel.



©2009 Mercedes-Benz USA, LLC • One Mercedes Drive, Montvale, NJ 07645 • 1-800-FOR-MERCEDES • MBUSA.com

Product Management. All illustrations and specifications contained in this Reference Guide are based on the latest product information available at the time of publication. Mercedes-Benz reserves the right to make changes at any time, without notice, in colors, materials, equipment, specifications and models. Prices are manufacturer suggested retail prices and are subject to change. Any variations in colors shown are due to reproduction variations in the printing process. Illustrations may include test situations. Some vehicles may be shown with non-U.S. equipment. Some vehicles are shown with optional equipment. harman/kardon® and LOGIC7® are registered trademarks of Harman International Industries, Inc. iPod is a registered trademark of Apple Computer, Inc.

Printed in U.S.A.

PM-10-DOG164-A

LAST UPDATED OCTOBER 21, 2009